



European Logistics Leaders 2005

Ranking, analysis and profiles of the leading global and European logistics operators

October 2005
Price: £495/ €745/ \$945
Pages: 130
TIELL0510

The logo for Ti, consisting of the letters 'Ti' in a white, stylized, italicized font on a red background.

European Logistics Leaders 2005

European Logistics Leaders 2005 is an essential reference manual for everyone involved in the industry. It provides fundamental facts about the sector, allowing you to benchmark the financial performance of your company, your client, or your suppliers in the market. The report allows you to track financial performance of companies against their peer group over a period of years as well as gain an insight into the most successful logistics companies' operations through their financial profiles. The rankings and market share information it contains clearly demonstrate the impact of acquisitions in the market, such as DPWN's bid for Exel.

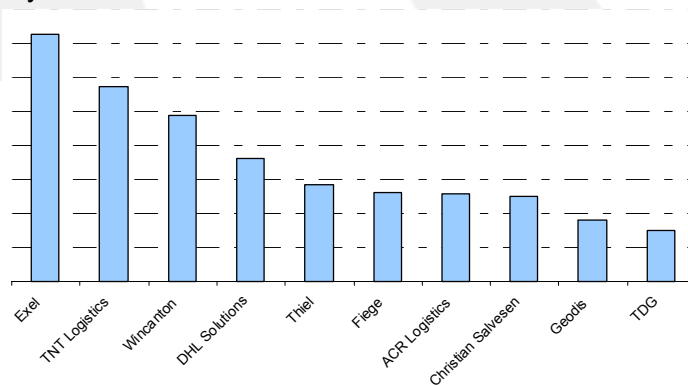
The completely revised edition of European Logistics Leaders 2005 provides answers to the following questions:

- Who are the top 100 largest transport companies in the world?
- Who are the largest global and European contract logistics players?
- How fast are they growing?
- What is the size of the Global/ European contract logistics market and how fast is it growing?
- What is the average contract logistics company's profit margin?
- How have profit margins developed?
- Which companies have the biggest market share?



What does the report contain?

This report has become the industry's standard reference document, enabling the identification of the major players in the global and European logistics industry, and tracking their movement on a year by year basis. It includes comparative data on their relative positions using revenues and profits as the primary criteria.

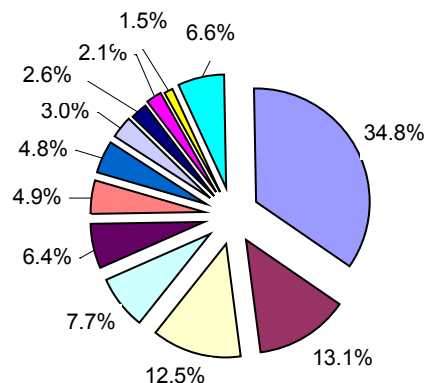


European Logistics Leaders 2005

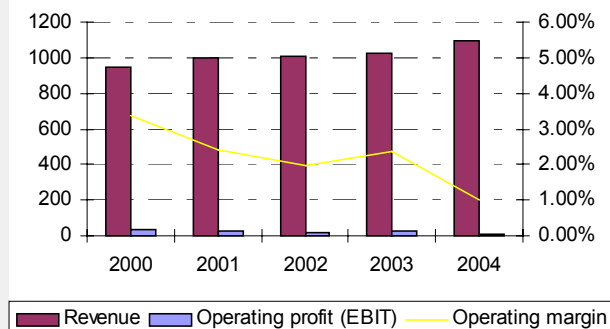
Rankings & analysis

Containing rankings of company revenues and profitability on a European and Global basis, the report provides a comparative analysis of the positions of the market leaders. It includes information on market shares and segmental breakdowns (split by geography and business unit) as well as an analysis of the key market movers. It also highlights those companies which are struggling in the weak economic environment.

Global Logistics revenue by nationality



Frans Maas: 5yr Financials



Financials & analysis

European Logistics Leaders 2005 contains over 20 financial profiles of the largest logistics companies in Europe including revenue, operating profit and segmental data. The report provides a record of companies' financial performance and analyses trends within their development. The profiles give an insight into the operations of the company and how future growth will be affected by their present financial performance.

How to buy European Logistics Leaders 2005

European Logistics Leaders 2005, price £495/ €745/ \$945 can be purchased from the Transport Intelligence website: <http://www.transportintelligence.com/market.asp>

or contact either Mike Nordmann on +44 (0)1793 850025

email mnordmann@transportintelligence.com

or David Simpson on +44 (0)1666 511887

email dsimpson@transportintelligence.com

European Logistics Leaders 2005

Table of Contents

Section 1 - Rankings and analysis	8
1.1.0 World's largest transport groups	8
1.1.1 Post Offices	8
1.1.2 European Railways	9
1.1.3 Freight forwarders	10
1.1.4 Parcels networks	10
1.1.5 Airlines	11
1.1.6 Shipping lines	11
1.1.7 Road hauliers	12
1.1.8 Analysis by nationality of company	18
1.2.0 Europe's leading logistics groups	19
1.2.1 Top 10 European logistics rankings	19
1.3.0 Contract logistics	22
1.3.1 World's leading contract logistics operators	22
1.3.2 Growth in global revenues	24
1.3.3 Global contract logistics profit margins	25
1.3.4 Revenue split by nationality	26
1.3.5 Europe's leading contract logistics operators	27
1.3.6 Contract logistics revenue growth rates	29
1.3.7 Contract logistics operating profit margins	31
1.3.8 Average European contract logistics profit margins	33
1.3.9 European contract logistics market size and shares	34

Section 2 - Company financial profiles	36
2.1.0 ABX Logistics	36
2.1.1 Revenue by geography	37
2.1.2 Revenue by business unit	38
2.2.0 ACR Logistics (previously Hays)	39
2.3.0 Christian Salvesen	41
2.3.1 Revenue by sectors	43
2.3.2 Food & Consumer - UK	43
2.3.3 Consumer division – Mainland Europe	44
2.3.4 Industrial – UK	45
2.3.5 Industrial division – Mainland Europe	46
2.3.6 Breakdown by division/geography	48
2.4.0 Deutsche Post World Net (DPWN)	49
2.4.1 Revenue by business unit	50
2.5.0 Dachser	57
2.6.0 DSV DFDS	58
2.6.1 Revenue by business division	59
2.6.2 Revenue by geography	60
2.7.0 Exel	61
2.7.1 Revenue by business unit	62
2.7.2 Contract logistics	63
2.7.3 Freight management	65
2.7.4 Revenue by geography and business unit	66
2.8.0 Fiege	70
2.8.1 Revenue by geography	71
2.9.0 Frans Maas	72
2.9.1 Revenue by geography	74
2.10.0 Gefco	76
2.10.1 Revenue by geography	77
2.10.2 Revenue by division	78
2.11.0 Geodis	79
2.11.1 Revenue by geography	80
2.11.2 Revenue by business segment	83
2.12.0 Gist	84

2.13.0 Hellmann International	86
2.13.1 Revenue by activity	87
2.13.2 Revenue by geography	88
2.14.0 Kuehne + Nagel	91
2.14.1 Sea freight	92
2.14.2 Air freight	93
2.14.3 International overland	94
2.14.4 Contract Logistics	96
2.14.5 Revenue by business unit	97
2.14.6 Revenue by geography	98
2.15.0 Norbert Dentressangle	99
2.15.1 Revenue by segment	100
2.15.2 Revenue by geography	101
2.16.0 Panalpina	102
2.16.1 Revenue by geography	103
2.16.2 Revenue by segment	104
2.17.0 Schenker	105
2.17.1 Revenue by division	106
2.18.0 TDG	108
2.18.1 Revenue by geography	109
2.18.2 Revenue by business unit	111
2.19.0 Thiel Logistik	114
2.19.1 Revenue by business segment	115
2.19.2 Revenue by geography	118
2.20.0 TNT	120
2.20.1 Revenue by division	121
2.20.2 TNT Logistics	122
2.21.0 Wincanton	124
2.21.1 UK division	125
2.21.2 Continental Europe Division	126
2.21.3 Revenue by geography	127
2.21.4 Revenue by sector	128