



# Transport Intelligence

Market Intelligence for the Transport and Logistics Industry



## European Vertical Sector Logistics 2009

Trends and developments, commentary, market sizing and forecasts of key vertical sectors in the European logistics industry

September 2009

TIEVSL0909

Price: £995

Pages: 268

## Which vertical sectors are performing the best—and worst?

During this time of exceptional economic downturn, it is even more important for contract logistics companies to be aware of the trends in the vertical sectors in which they operate.

Ti's latest report reveals the differences in performance of the various sectors—for instance whilst pharmaceutical and FMCG/grocery sectors have been relatively unaffected by the recession, chemical, automotive, high tech and consumer durables have been hit hard.

European Vertical Sector Logistics 2009 not only tells you the main trends and developments affecting the logistics market in the main industry sectors, but it also provides market sizing and forecasts. The report analyses underlying production figures to give an essential insight into sector cyclicity or secularity—and quantifies the impact of the downturn right up to the mid-point of 2009.

### ***What will you learn from European Vertical Sector Logistics 2009?***

**European Vertical Sector Logistics 2009** contains comprehensive market data, commentary and company profiles. It provides answers to a wide range of commonly asked questions:

- **How big are the largest Contract Logistics Vertical Sector markets?**
- **How fast are they forecast to grow?**
- **How have they developed in the past five years?**
- **What are the key trends affecting logistics in the pharma, chemical, high tech, consumer, fashion and automotive sectors?**
- **Which are the main logistics operators in each sector?**
- **Which are the most cyclical industries?**
- **How have they progressed over the past twelve years in terms of production output?**
- **When did the recession start having an impact on each sector?**
- **Where are the key trade flows for each sector and how big are they?**
- **Which are the most profitable companies?**
- **How are the biggest players performing?**

The report provides an essential overview of all the main sectors and their associated logistics industries.

### ***Who will benefit from the report?***


**European Vertical Sector Logistics 2009** is specifically written to provide easily accessible and understandable information to:

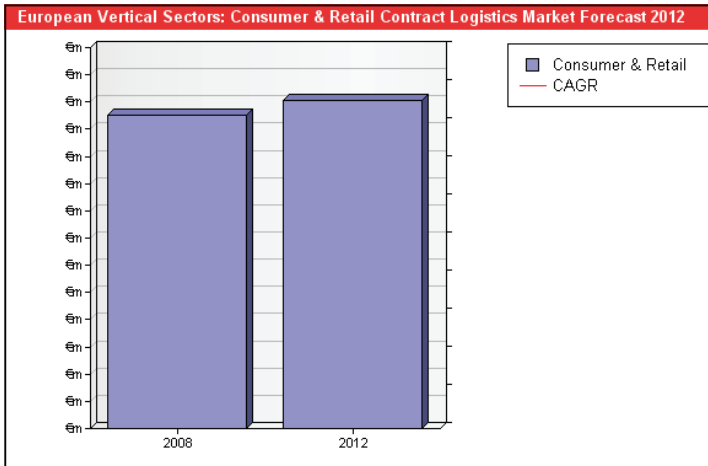
- **Consultants and Financial Analysts**
- **Logistics Managers**
- **Marketing Directors and Managers**
- **Knowledge and Research Managers**

As well as all **C-level executives**.

It is especially appropriate to:

- **Logistics companies**
- **Consultancies**
- **Banks**
- **Governmental organisations**
- **Manufacturers & Retailers**





Consumer Goods & Retail Contract Logistics Forecast

## Market sizing & forecasts

Transport Intelligence's market sizing and forecasts for the global logistics industry are regarded as the industry benchmark, helping companies build business plans, justify investment programmes (including acquisitions) and track the industry's development.

European Vertical Sector Logistics 2009 provides an insight into the size and growth of the contract logistics market associated with each industry sector. These include: pharmaceutical, consumer/retail, fashion, high tech, automotive, chemical and industrial.

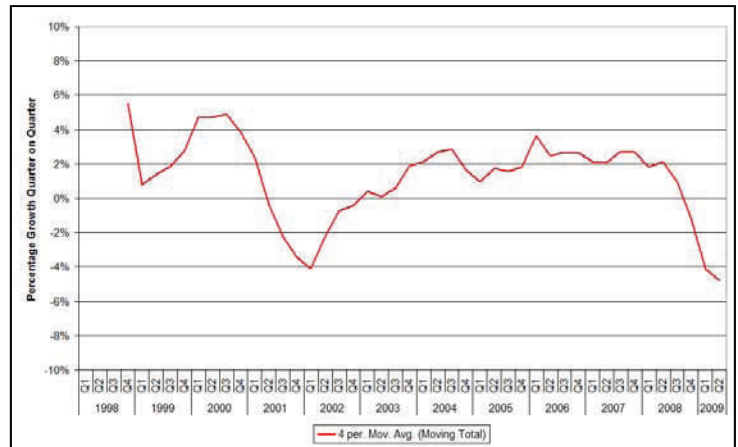
In addition to providing 5 year forecasts, the report shows how the industry sectors have grown over the past five years.

## Underlying trade, production data and key logistics clients

The report not only gives an insight into the development of the contract logistics market in each sector, but it also provides European trade and production data, revealing, amongst other things, levels of cyclicality.

Understanding the development of each vertical is essential to recognising how defensive or otherwise a logistics company's business model is. The production data also clearly quantifies when and to what extent each sector was impacted by the downturn.

Each section also includes tables of the largest manufacturers.



High tech sector production index

## Logistics trends and company profiles

For each sector covered, European Vertical Sector Logistics 2009 provides analysis of the key trends and developments affecting the logistics industry. This includes description of supply chain strategy and an examination of distribution channels

In addition each sector includes snapshots of the operations of the main logistics players, together with a description of some of the main contracts awarded.

## How to buy European Vertical Sector Logistics 2009

European Vertical Sector Logistics, price £995 can be purchased from the Transport Intelligence website: [www.transportintelligence.com](http://www.transportintelligence.com) or by contacting Mike Nordmann on:

**+44 (0)1666 51900**

Alternatively you can email him on [mnordmann@transportintelligence.com](mailto:mnordmann@transportintelligence.com)

# Contents Page

<b>About Transport Intelligence.....</b>	<b>2</b>
<b>Contents Page .....</b>	<b>3</b>
<b>1.0 Introduction: Vertical Sectors.....</b>	<b>8</b>
1.1 Patterns of underlying demand side growth.....	8
1.2 Functional organisation .....	9
1.3 Market size and forecasts .....	9
<b>2.0 Healthcare &amp; Pharmaceutical .....</b>	<b>14</b>
2.1 Key Manufacturers .....	16
2.2 Trade in pharmaceutical products.....	20
2.2.1 Imports .....	22
2.2.2 Exports .....	25
2.3 Trends and Cyclicity .....	29
2.4 Supply Chains .....	31
2.4.1 Upstream.....	31
2.4.2 Downstream .....	32
2.4.3 Regulations .....	33
2.5 Supply Chain Developments.....	34
2.5.1 Clinical trials .....	34
2.5.2 Hospital Logistics .....	35
2.5.3 Counterfeiting and Parallel Supply Chains .....	35
2.5.4 Temperature control.....	37
2.5.5 Out-sourcing.....	37
2.5.6 RFID.....	38
2.5.7 Vaccines.....	38
2.5.8 Pharmaceutical company supply chains.....	40
2.6 Leading Pharmaceutical Logistics Providers .....	42
2.6.1 Anker Leschaco Group .....	42
2.6.2 Celesio (Movianto) .....	42
2.6.3 CEVA .....	47
2.6.4 Deutsche Post DHL .....	48
2.6.5 FIEGE Logistik .....	52
2.6.6 Geodis.....	54
2.6.7 Kuehne + Nagel .....	55
2.6.8 Logwin.....	56
2.6.9 NYK Logistics.....	56
2.6.10 Panalpina .....	58
2.6.11 Rhenus.....	58
2.6.12 TNT .....	59
2.6.13 UPS.....	60

2.7	Market Size & Forecast.....	61
<b>3.0</b>	<b>Fashion/Textiles .....</b>	<b>63</b>
3.1.1	The European Fashion/Textile Industry.....	63
3.2	Trade.....	65
3.2.1	Imports .....	65
3.2.2	Exports .....	68
3.2.3	EU External Trade .....	71
3.3	Trade Restrictions .....	71
3.3.1	The Abolition of Import Quotas .....	72
3.4	Trends and Cyclicity.....	73
3.5	Fashion and Textiles Supply Chains.....	75
3.5.1	Changes in Fashion Supply Chains.....	75
3.5.2	The impact of remote sourcing on supply chains .....	77
3.5.3	Logistics Services .....	79
3.6	Leading Fashion Logistics Providers .....	80
3.6.1	APL Logistics .....	80
3.6.2	Clipper Logistics Group.....	80
3.6.3	DHL Supply Chain .....	81
3.6.4	Fiege Logistik.....	82
3.6.5	Logwin (formerly Thiel) .....	83
3.6.6	TNT Fashion Group .....	84
3.7	Market Size & Forecast.....	86
<b>4.0</b>	<b>Consumer/Retail Sector .....</b>	<b>88</b>
4.1	Consumer Goods.....	88
4.1.1	Fast Moving Consumer Goods (FMCG) and Food Retailing.....	88
4.1.2	Non-Food Retailing .....	91
4.2	Trade.....	91
4.2.1	Imports of Consumer Non Durables (FMCG) .....	91
4.2.2	Exports of Consumer Non-Durables.....	94
4.2.3	Imports of Consumer Durables .....	97
4.2.4	Exports of Consumer Durables.....	100
4.3	Trends and Cyclicity.....	103
4.3.1	Consumer (non-durables).....	103
4.3.2	Consumer (Durables).....	106
4.4	Demand Side Trends .....	108
4.4.1	Supply Chain and production location in the consumer goods sector.....	108
4.4.2	Regionalisation of supply chain geographies .....	110
4.4.3	Collaboration .....	110
4.5	Retail Logistics Trends.....	115
4.5.1	Factory Gate Pricing .....	115
4.5.2	Radio Frequency Technology.....	116
4.6	Leading Consumer/Retail Logistics Providers .....	118

4.6.1	Agility.....	118
4.6.2	APL Logistics .....	118
4.6.3	BLG .....	119
4.6.4	CEVA .....	120
4.6.5	DHL Supply Chain .....	121
4.6.6	Geodis.....	122
4.6.7	Kuehne + Nagel .....	123
4.6.8	Logwin.....	126
4.6.9	Norbert Dentressangle.....	127
4.6.10	NYK Logistics.....	128
4.6.11	Rhenus.....	129
4.6.12	Wincanton .....	129
4.7	Market Size & Forecast.....	133
<b>5.0</b>	<b>High Tech Sector.....</b>	<b>135</b>
5.1	Industry Profile .....	135
5.2	Trade in High Tech products.....	140
5.2.1	Imports .....	140
5.2.2	Exports .....	143
5.3	Trends and Cyclicity .....	146
5.4	High Tech Distribution Channels .....	149
5.4.1	Distribution channels.....	149
5.4.2	Migration to remote production .....	150
5.4.3	Out-sourcing of production.....	150
5.4.4	Build to Order.....	151
5.4.5	Supplier/vendor hubs (inbound).....	151
5.4.6	Postponed manufacturing (outbound) .....	152
5.4.7	Service Parts Logistics (after sales) .....	152
5.5	Leading High Tech Logistics Providers.....	154
5.5.1	CEVA .....	154
5.5.2	DB Schenker Logistics.....	155
5.5.3	Deutsche Post DHL .....	156
5.5.4	Geodis.....	156
5.5.5	Kuehne + Nagel .....	157
5.5.6	Panalpina Group .....	158
5.5.7	Wincanton .....	159
5.6	Market Size & Forecast.....	161
<b>6.0</b>	<b>Automotive .....</b>	<b>163</b>
6.1	Industry Profile .....	163
6.2	Car Production and Sales in Europe.....	164
6.2.1	Production .....	164
6.2.2	Sales .....	164
6.3	Leading Automotive Manufacturers .....	170

6.4	Trade in Automotive Products.....	173
6.4.1	Imports .....	173
6.4.2	Exports .....	176
6.5	Trends & Cyclicity.....	179
6.6	Key Trends in Automotive logistics .....	182
6.7	The automotive logistics supply side .....	182
6.7.1	Western Europe .....	182
6.7.2	Central & Eastern Europe .....	184
6.8	Spare Parts - The Automotive Aftermarket.....	186
6.8.1	Size of the aftermarket.....	186
6.8.2	Structure of logistics provision in the aftermarket.....	187
6.8.3	Types of Logistics Service Bought.....	188
6.8.4	Summary: VMs' approach to aftermarket logistics .....	188
6.9	Leading Automotive Logistics Providers .....	190
6.9.1	BLG (Bremer Lagerhaus-Gesellschaft) .....	190
6.9.2	CEVA .....	195
6.9.3	DB Schenker Logistics.....	197
6.9.4	DHL Supply Chain .....	201
6.9.5	GEFCO SA.....	204
6.9.6	Kuehne + Nagel .....	208
6.9.7	Penske Logistics .....	209
6.9.8	Rhenus Logistics.....	210
6.9.9	Schnellecke.....	211
6.9.10	Syncreon.....	211
6.10	Market Size & Forecast.....	214
<b>7.0</b>	<b>Chemical .....</b>	<b>216</b>
7.1	Trade.....	217
7.1.1	Imports .....	217
7.1.2	Exports .....	220
7.2	Trends and Cyclicity.....	223
7.3	Logistics .....	226
7.3.1	Petrochemicals.....	226
7.3.2	Production .....	226
7.4	Key Trends .....	227
7.4.1	Chemical Storage Terminals.....	227
7.4.2	Product Terminals.....	228
7.5	Chemical Distributors .....	228
7.5.1	Univar.....	229
7.5.2	Ashland Distribution .....	229
7.5.3	Brenntag.....	229
7.6	Leading Chemical Logistics Providers .....	230
7.6.1	Agility.....	230
7.6.2	Anker Leschaco .....	231

7.6.3	Norbert Dentressangle .....	231
7.6.4	DB Schenker Logistics .....	232
7.6.5	De Rijke .....	233
7.6.6	DHL Supply Chain .....	233
7.6.7	Geodis .....	234
7.6.8	Hoyer GmbH .....	234
7.6.9	Logwin .....	235
7.6.10	TDG .....	235
7.6.11	Veolia Cargo (Rail4Chem) .....	236
7.6.12	Wincanton .....	237
7.7	Market Size & Forecast .....	238
<b>8.0</b>	<b>Appendix 1 - International Trade figures .....</b>	<b>240</b>
8.1	International Trade Volumes .....	240
8.1.1	Origin of Largest Regional Trade Flows by Value .....	240
8.1.2	Largest Regional Trade Flows by Value .....	241
8.1.3	Largest Intercontinental Trade Flows by Value .....	242
8.2	Regional Trade flows by Sector (maps, charts, tables) .....	243
8.2.1	Trade in Pharmaceutical Products .....	243
8.2.2	Trade in Clothing and Textiles .....	245
8.2.3	Trade in Consumer Goods products .....	247
8.2.4	Trade in Consumer Electronics Products .....	249
8.2.5	Trade in High Tech Products .....	251
8.2.6	Trade in Automotive Products .....	253
8.2.7	Trade in Chemicals .....	255
<b>9.0</b>	<b>Appendix 2: Summary of Economic Classification Codes .....</b>	<b>257</b>
	<b>Contact Transport Intelligence .....</b>	<b>258</b>