



# Transport Intelligence

Market Intelligence for the Transport and Logistics Industry



## Global Freight Forwarding 2009

A completely updated analysis of the Global Freight Forwarding industry including 2008 and H1 2009 market growth rates, analysis trends and company profiles

Price: £995  
pages: 230  
TIGFF0908

## A report essential to understand the crisis in the forwarding sector

The Global Freight Forwarding market is in a state of unprecedented change. For that reason, Global Freight Forwarding 2009 contains not only 2008 market sizings and forecasts to 2012, but also includes interim data, showing how much the air and sea markets have shrunk mid-way through 2009. The report shows how the sector is being affected by the downturn and which companies are performing best.

## Why has the industry been so badly affected?

The Global Freight Forwarding sector has suffered a massive reversal in fortunes in the past year. Up until 2008 sea and air freight volumes were increasing at double digit rates, with forwarders, air cargo carriers and shipping lines enjoying a 'golden era'. However in the second half of 2008 the global economy came to a grinding halt, with immediate consequences to the international freight sectors.

Behind the precipitous drop in volumes, which many forwarders likened to 'falling off a cliff', was the weakness in the US economy, caused by sub-prime debt and a fall in consumer confidence. The global nature of the banking system soon led to crisis spreading around the world.

Manufacturers and retailers realised that they had built up too much stock and stopped placing orders with their overseas suppliers—the so-called 'inventory overhang' effect. The impact of the crisis has been disastrous for many companies—volumes have dropped by in some cases 30% or more.



## What will you learn from Global Freight Forwarding 2009?

The latest edition of Global Freight Forwarding 2009 contains analysis of:

- The state of the forwarding market
- Key trends and developments in 2008 and the first half of 2009
- The structure and drivers of the market and their implications for the future of the market

In addition, the report contains market sizing and 5 year forecasts by sector (air and sea) for:

- Europe (including Central & Eastern Europe)
- Asia Pacific
- North America
- South America
- Middle East
- Africa

For the first time the report includes interim market data laying bare the impact of the downturn on the market size.

The report contains market sizing and forecasts for 40 individual countries including all major and developing economies. These include USA, Canada, Mexico; EU-15 plus Norway and Switzerland; China, Japan, India, South Korea plus many more.

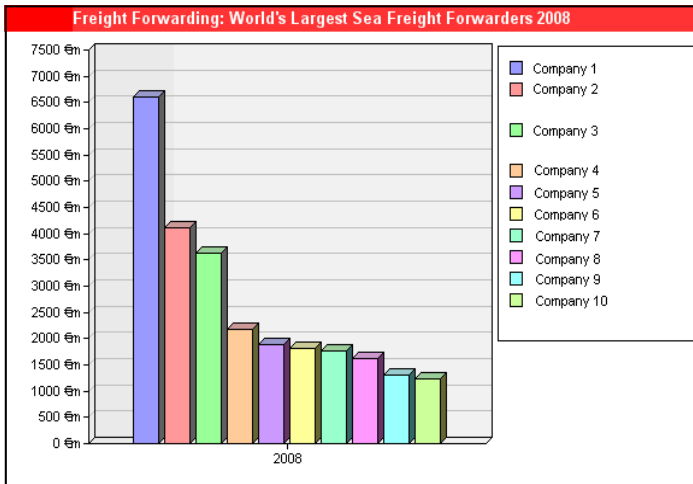
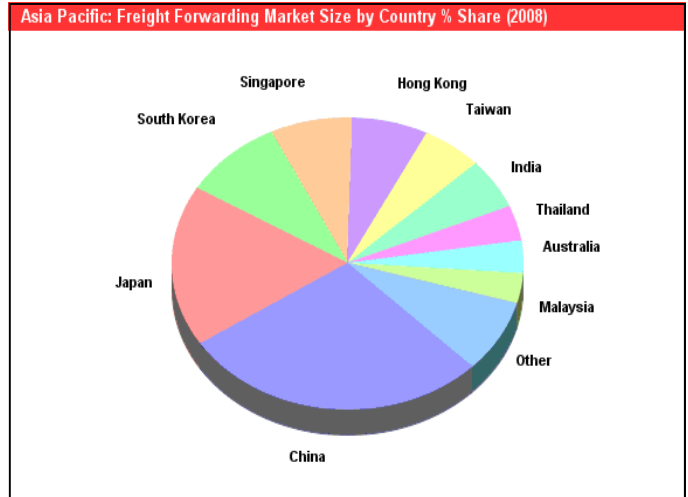
In addition the report provides market shares for the leading players and ranking of the largest air and sea freight forwarders in terms of revenues, air tonnage and teus shipped.

Finally, the report contains profiles of all the leading freight forwarders providing financial, operational and strategic insight into the key players.

## 2008 and 2009 (H1) market growth and forecasts

Global Freight Forwarding 2009 includes 2008 market sizes, growth rates and forecasts to 2012 by air and sea sectors broken down regionally (North America, South America, Europe, Middle East, Africa and Asia Pacific) and by the leading country markets. In total the report provides data for more than 40 different markets.

This year the report contains up-to-the-moment market sizing data, giving an indication of how the air and sea freight forwarding markets have been affected in the first six months of 2009 for all the main regions.



## Market shares and rankings

The report provides an exclusive and wholly independent source of market share figures.

The report ranks the leading players in the total freight forwarding market as well as those in the individual air and sea freight sectors by:

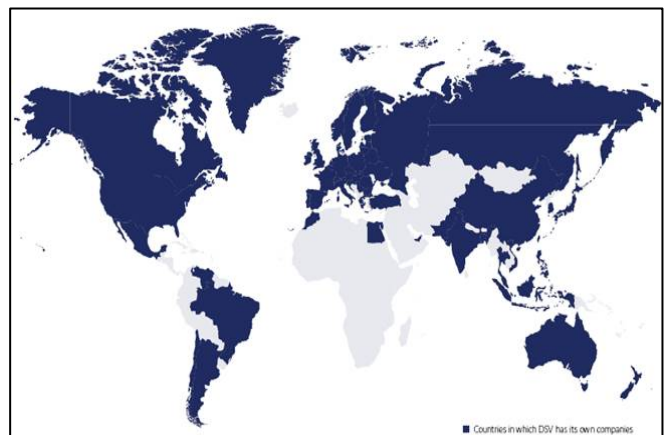
- TEUs
- air cargo tonnage and
- revenue.

## Company Profiles

The report contains profiles of all the leading global freight forwarders. Information on these companies includes:

- Financial data and analysis
- Operations and services
- Latest news and strategic developments.

Companies covered include: Agility, CEVA, DHL Global Forwarding, DSV, Expeditors, Geodis, Kerry Logistics, Kintetsu, Kuehne + Nagel, Nippon Express, Panalpina, Rhenus, Schenker, UTi Worldwide, UPS SCS.



DSV's global network

## How to buy Global Freight Forwarding 2009

Global Freight Forwarding 2009, price £995, can be purchased from the Transport Intelligence website: <http://www.transportintelligence.com> or by contacting Mike Nordmann on +44 (0)1666 519900.

Alternatively you can email him on [mnordmann@transportintelligence.com](mailto:mnordmann@transportintelligence.com)

# Contents Page

<b>About Transport Intelligence.....</b>	<b>2</b>
<b>Contents Page .....</b>	<b>3</b>
<b>1.0 Preface: market update and outlook.....</b>	<b>6</b>
<b>2.0 Market Size &amp; Forecasts.....</b>	<b>16</b>
2.1 Global Freight Forwarding Market Growth.....	16
2.2 Global Freight Forwarding Market Forecast .....	20
2.2.1 World's Largest Freight Forwarders.....	23
2.2.2 Market Share.....	25
2.3 Global Air Freight Forwarding .....	26
2.3.1 Air Freight Market Size .....	26
2.3.2 Air Freight Forwarding Market Forecast .....	29
2.3.3 World's Largest Air Freight Forwarders (by revenue €m).....	32
2.3.4 World's Largest Air Freight Forwarders (by tons) .....	34
2.4 Global Sea Freight Forwarding .....	36
2.4.1 Sea Freight Market Size .....	36
2.4.2 Sea Freight Forwarding Market Forecast .....	39
2.4.3 World's Largest Sea Freight Forwarders (by revenue €m).....	42
2.4.4 World's Largest Sea Freight Forwarders (TEUs).....	44
2.5 Europe: Freight Forwarding Market Size & Growth .....	46
2.6 Asia Pacific: Freight Forwarding Market Size & Growth .....	51
2.7 North America: Freight Forwarding Market Size & Growth.....	56
2.8 South America: Freight Forwarding Market Size & Growth .....	60
2.9 Middle East: Freight Forwarding Market Size & Growth.....	64
<b>3.0 Company Profiles.....</b>	<b>66</b>
3.1 Agility.....	66
3.1.1 Finances.....	66
3.1.2 Operations.....	71
3.1.3 Strategy .....	72
3.2 CEVA.....	75
3.2.1 Finances.....	75
3.2.2 Operations.....	81
3.2.3 Strategy .....	82
3.3 DB Schenker Logistics .....	83
3.3.1 Finances.....	83
3.3.2 Operations.....	88
3.3.3 Strategy .....	90
3.4 DHL Global Forwarding.....	92
3.4.1 Finances.....	92

3.4.2	Operations.....	99
3.4.3	Strategy.....	103
3.5	DSV.....	104
3.5.1	Finances.....	104
3.5.2	Operations.....	111
3.5.3	Strategy.....	114
3.6	Expeditors International.....	116
3.6.1	Finances.....	116
3.6.2	Operations.....	120
3.6.3	Strategy.....	121
3.7	Geodis.....	123
3.7.1	Finances.....	123
3.7.2	Operations.....	125
3.7.3	Strategy.....	125
3.8	Kerry Logistics Network.....	127
3.8.1	Finances.....	127
3.8.2	Operations.....	131
3.8.3	Strategy.....	132
3.9	Kintetsu World Express.....	133
3.9.1	Finances.....	133
3.9.2	Operations.....	137
3.9.3	Strategy.....	139
3.10	Kuehne + Nagel.....	141
3.10.1	Finances.....	141
3.10.2	Operations.....	146
3.10.3	Strategy.....	148
3.11	Nippon Express.....	150
3.11.1	Finances.....	150
3.11.2	Operations.....	155
3.11.3	Strategy.....	155
3.12	Panalpina.....	157
3.12.1	Finances.....	157
3.12.2	Operations.....	164
3.12.3	Strategy.....	167
3.13	Rhenus AG.....	170
3.13.1	Finances (2007).....	170
3.13.2	Operations.....	171
3.13.3	Strategy.....	173
3.14	SDV Logistique Internationale.....	174
3.14.1	Finances (2007).....	175
3.14.2	Operations.....	175
3.14.3	Strategy.....	176
3.15	Sinotrans Limited.....	177
3.15.1	Finances.....	177
3.15.2	Operations.....	180

3.16	UPS SCS .....	182
3.16.1	Finances.....	182
3.16.2	Operations.....	186
3.16.3	Strategy .....	188
3.17	UTi Worldwide.....	189
3.17.1	Finances.....	189
3.17.2	Operations.....	193
3.17.3	Strategy .....	193
<b>4.0</b>	<b>Appendix 1 - Market dynamics and trends.....</b>	<b>195</b>
4.1	What is Freight Forwarding? .....	195
4.1.1	Customs brokerage.....	195
4.1.2	NVOCCs .....	196
4.1.3	Air freight wholesalers.....	197
4.1.4	Modal choice by shippers .....	197
4.2	Market trends .....	200
4.2.1	Fragmentation and consolidation.....	200
4.2.2	Counter-cyclical.....	200
4.2.3	Asset intensity .....	202
4.2.4	The re-structuring of the Freight Forwarding Sector.....	203
4.2.5	Integrators v freight forwarders .....	204
4.2.6	Globalisation .....	205
4.2.7	Integrated logistics .....	205
4.2.8	'Disintermediation' .....	206
<b>5.0</b>	<b>Appendix 2 - International Trade figures .....</b>	<b>207</b>
5.1	International Trade Volumes.....	207
5.1.1	Largest Exporting Countries by Value .....	207
5.1.2	Largest Importing Countries by Value .....	208
5.1.3	Origin of Largest Regional Trade Flows by Value .....	209
5.1.4	Largest Regional Trade Flows by Value.....	210
5.1.5	Largest Intercontinental Trade Flows by Value .....	211
5.2	Regional Trade flows by Sector (maps, charts, tables) .....	212
5.2.1	Trade in Agricultural Products.....	212
5.2.2	Trade in Automotive Products.....	214
5.2.3	Trade in Chemicals .....	216
5.2.4	Trade in Consumer Electronics Products .....	218
5.2.5	Trade in Consumer Goods products.....	220
5.2.6	Trade in High Tech Products .....	222
5.2.7	Trade in Industrial Products.....	224
5.2.8	Trade in Pharmaceutical Products.....	226
5.2.9	Trade in Clothing and Textiles .....	228
	<b>Contact Transport Intelligence .....</b>	<b>230</b>